

## BROOMS



**HAIR & FIBRE BRISTLE TIMBER STOCK**  
These brooms use a quality hair & fibre bristle

Brand	Code	Description
Master Finish	MF1572	Wood Stock, Hair & Fibre 600mm
Master Finish	MF1573	Wood Stock, Hair & Fibre 750mm
Master Finish	MF1574	Wood Stock, Hair & Fibre 900mm
NZB	YEL915	Wood Stock, Yellow Den 915mm
Master Finish	MF1974F	Aluminium Stock, Fine Fibre 900m
Master Finish	MF1974C	Aluminium Stock, Coarse Fibre 900m
Master Finish	MF1904F	Replacement Bristle for MF1974F
Master Finish	MF1904C	Replacement Bristle for MF1974C

USE WITH MF1076 or MF588 HANDLES

Brown's

280SP

Synthetic 275mm



**NYLON BRISTLE, ALUMINUM STOCK**  
Available in coarse or fine bristles  
Fixed with a 360 degree adjustable bracket  
Use with MF1076 or MF588 Handle  
Replacement brush MF1904



Oldfields Texture Roller Frame  
and Refill for Stippled Finish



Handles for 280SP  
Brooms



AT167 Gong Brush used for  
scrubbing down gear

AS147C Yard Broom with  
handle for exposing concrete



Use the 280SP broom for  
applying sealer to concrete.

## BULL FLOATS



MF1064

### FEATURES MF1063, MF1064, 1065 & 1068

- Long wearing aluminium alloy blade
- Low maintenance
- Radius on blade corners reduces end marking
- Gives concrete a smoother wet finish
- Makes final finish easier

### BLADE OPERATION MF1063, 1064, 1065 & 1068

The tilt of the blade is adjustable and controlled by twisting the handle. This enables the operator to change the tilt of the blade to achieve the optimum finish. If the blade lies flat on the slab it leaves a rough finish but will close and fill holes. When the blade is tilted on an angle a smoother finish will result. There is no need to raise or lower the handle, simply twist it for best results

Brand	Code	Description
Master Finish	MF1063	Aluminium Alloy, Tilt, 900mm
Master Finish	MF1064	Aluminium Alloy, Tilt, 1200mm
Master Finish	MF1065	Aluminium Alloy, Tilt, 1500mm
Master Finish	MF1068	Aluminium Alloy, Tilt, 1800mm

ABOVE USE WITH MF1076 or MF588 HANDLES

Marshalltown MTB48 Magnesium Alloy 1200mm

### Marshalltown BF48 Bull Float

Marshalltown magnesium bull floats are extruded from magnesium alloy. The MB48 comes with a screw-in bracket. It is lightweight, long wearing, and properly balanced to provide the finish you want. Using several handle sections, the finisher can float a slab well beyond normal reach. **Use code MTB48FR for 48" with round ends**

ABOVE USE MTB5-72 HANDLE



Marshalltown MTB48



Wagman BF48 Bullfloat



Wagman BF72 Bullfloat

### Wagman Bullfloats/ Channel Floats

Revolutionary heat-treated aluminium extrusion design.

T-slot allows for various brackets, accessories and adjustments.

195mm wide with a gently rounded working surface.

Ends are bent to 75mm or rounded to eliminate bullfloat edge marks.

High screed walls cut high spots and fill low spots.

Note: Bracket sold separately

### Kraft Magnesium Bullfloats

Kraft bull floats are made from extra light Magnesium and come with 4 hole standard bracket assembly - tilt assembly available as extra

CC802 1200 x 200mm Square End Magnesium Bull Float

CC761 1800 x 200mm Square End Magnesium Bull Float

CC803 1200 x 200mm Round End Magnesium Bull Float

CC808 1800 x 200mm Round End Magnesium Bull Float



### Kraft Channel Float

Kraft Channel Floats are made of Magnesium and have broken-in rounded ends. Comes complete with an EZY tilt bracket.

CC046SR	1800mm Channel float c/w bracket
CC050SR	3000mm Channel Float c/w bracket 10' handle and 4' adjustable braces



## BULL FLOATS - GROOVING



### Kraft Multi-Trac Bull Float Groovers

These Magnesium Bullfloats have a Flat back edge for bull floating and a grooved front edge for grooving. Comes complete with a Knucklehead Bracket. Ideal for safety ramps and cowsheds

Kraft CC796 1200 x 200 x 25mm Grooved Bull Float  
Kraft CC793 1200 x 200 x 56mm Grooved Bull Float

## ROLLER TAMPS & SAFETY ROLLERS



### Kraft Roller Tamp

Depresses the aggregate and brings the fat to the surface in a uniform manner

Creates a non-skid surface when rolled over final finish  
each roller is 125mm in diameter

Kraft CC952B 900 x 125 double roller c/w push button adaptor  
Kraft CC946 200 x 125 single roller for small areas

**Kraft Safety Roller**  
gives a rough skid resistant finish to concrete. perfect for loading ramps. Roller is 125mm in diameter and made of tough expanded steel mesh. Handle bracket accepts threaded bull float handles

Kraft CC956-24 600 x 125 single roller to suit screw handle  
Kraft CC956-36 900 x 125 single roller to suit screw handle



## WALKING & FRESNO TROWELS



MF555



MF607



BIG D

### WALKING TROWELS

Used on MF1076 or MF588 Handles these trowels are 'in line' with the handle and are used by sweeping sideways.

### FRESNO TROWELS

Used on MF1076 or MF588 handles and are used like a bull float by pushing out and pulling back.

Brand	Code	Description
Master Finish	MF555	Walking Trowel, Round Ends 600mm
Master Finish	MF557	Walking Trowel, Round Ends 600mm Stainless
Master Finish	MF556	Walking Trowel, 1 Square End 600mm
Master Finish	MF606	Fresno Trowel Round Ends 600mm
Master Finish	MF607	Fresno Trowel Round Ends, Tilt, 600mm
Master Finish	MF609	Fresno Trowel Round Ends, Tilt, 900mm


USE WITH MF1076 or MF588 HANDLES

Kraft CC750 1200 x 300 Big D float, round ends c/w tilt  
Kraft CC749 1500 x 300 Big D float, round ends c/w tilt  
Kraft CC751 1800 x 300 Big D Float, round ends c/w tilt



MF606




**EDGERS & COVING**


MF413



MT156SS



MF702



MT4012



CF173PF



MF776


 MF202  
Coving Trc

 MF206  
Dish Drain Trowel

 MF207  
Coving Trowel

 MF501  
Step Riser

 MF601  
Step Riser

**EDGERS**

Brand	Code	Description R x W x L x D
Master Finish	MF413	45 Degree Bevel
Master Finish	MF402S	6 x 75 x 140 x 12
Master Finish	MF403S	10 x 75 x 140 x 19
Master Finish	MF402SL	6 x 75 x 140 x 12 Rolled End
Master Finish	MF403SL	10 x 75 x 140 x 19 Rolled End
Master Finish	MF406	6 x 100 x 150 x 14
Master Finish	MF700	12 x 150 x 230 x 24
Master Finish	MF701	25 x 150 x 230 x 24
Master Finish	MF702	12 x 112 x 180 x 22
Master Finish	MF703	25 x 112 x 180 x 19
Master Finish	Mf708	20 x 140 x 200 x 19
Master Finish	MF776	140 x 150 Margin Edger
Master Finish	MF777	140 x 150 Variable Margin Edger
Marshalltown	MT136	10 x 75 x 150 x 13
Marshalltown	MT156SS	10 x 100 x 150 x13 S/S
Marshalltown	MT130SSD	10 x 150 x 250 x 13
Marshalltown	MT4012	100 x 225 Walking Edger Zinc
Marshalltown	MT4119	250 x 250 Walking Edger S/S
Kraft	CF092PF	10 X 75 X 150 X 13 S/S
Kraft	CF173PF	10 x 100 x 150 x 13 S/S
Kraft	CF138PF	10 x 150 x 150 x 13 S/S
Kraft	CF320PF	10 x 150 x 250 x 13 S/S
Kraft	CC302	6 x 100 x 230 x 13 Bronze Walking
Kraft	CC351	10 x 200 x 125 13 walking Edger S/S
Kraft	CC243	13 x 250 x 250 x 16 Walking EdgerS/S

Note S/S Denotes Stainless Steel

**COVING**

Master Finish	MF201	25R x 70H x 145W
Master Finish	MF202	25R x 32H x 145W
Master Finish	MF203	12R x 25H x 95W
Master Finish	MF207	75R x 90H x 140W
Master Finish	MF206	50mm Radius
Master Finish	MF466	75mm Radius
Master Finish	MF501	6mm Step Nosing
Master Finish	MF601	6mm Step Riser



Kraft

CC386

Wooden handle for walking Edgers and Groovers, 150mm w/Steel clevis


**FLOATS**


Brand	Code	Description
<b>Wood Floats</b>		
Master Finish	MF801	Wood 300 x 112
Master Finish	MF802	Wood 380 x 112
Master Finish	MF803	Wood 450 x 112
Master Finish	MF804	Wood 450 x 50
Master Finish	MF824	Wood 600 x 65
<b>Steel Floats</b>		
Master Finish	MF209	Steel 210 x 160
Master Finish	MF219	Steel 380 x 150
Master Finish	MF229	Steel 100 x 290
Master Finish	MF209W	Steel 210 x 160 Walking
Master Finish	MF219W	Steel 380 x 150 Walking
<b>Mag Floats</b>		
Marshalltown	MT142D	300 x 80 with Durasoft handle
Marshalltown	MT143D	400 x 80 Round Ends & Durasoft
Marshalltown	MT145D	400 x 80 with Durasoft handle
Marshalltown	MT146D	500 x 80 with Durasoft handle
Kraft	CF012PF	300 x 80 with Proform handle
Kraft	CF076PF	400 x 80 Round Ends & Proform
Kraft	CF016PF	400 x 80 with Proform Handle
Kraft	CF020PF	500 x 80 with Proform Handle
<b>Poly Floats</b>		
Stanway	TW6280	Poly Float 280 x 110
Stanway	TW6340	Poly Float 340 x 150
Master Finish	MF127	Marble Sheen Float

**VEE JOINTERS**


Brand	Code	Description
Master Finish	MF301	Vee Jointer 135 x 75 x 10
Master Finish	MF302	Vee Jointer 170 x 150 x 12
Master Finish	MF304	Vee Jointer 165 x 75 x 19
Master Finish	MF305	Vee Jointer 165 x 75 x 25
Master Finish	MF306	Vee Jointer 165 x 75 x 32
Master Finish	MF312	Vee Jointer 175 x 150 x 20
Master Finish	MF315	Vee Jointer 170 x 150 x 25
Marshalltown	MT180	Vee Jointer 150 x 75 x 13 S/S
Marshalltown	MT833	Vee Jointer 150 x 113 x 13 Zinc
Marshalltown	MT834	Vee Jointer 150 x 113 x 19 Zinc
Marshalltown	MT835	Vee Jointer 150 x 113 x 25 Zinc
Marshalltown	MT836	Walking Jointer 200 x 113 x 25
Marshalltown	MTCG101234W	Walking Jointer 250 x 250 x 19
Kraft	CF118PF	Vee Jointer 150 x 75 x 13 S/S
Kraft	CF305PF	Vee Jointer 150 x 113 x 19 Bronze
Kraft	CF314PF	Vee Jointer 150 x 113 x 25 Bronze
Kraft	CF317PF	Vee Jointer 150 x 113 x 38 Bronze
Kraft	CC275	Walking Jointer 200 x 113 x 25 Bronze
Kraft	CC357	Walking Jointer 200 x 125 x 25 S/S
Kraft	CC0024	Walking Jointer 230 x 180 x22 S/S
Kraft	CC0030	Walking Jointer 250 x 250 x 19 S/S
Kraft	CC314B	Aeroplane Groover 300 x 200 x 25
Wagman	WMG-1-06	Safety Groover 155 x 165

## HANDLES



MF1076

The MF1076 Telescopic Handle extends from 2.75 m to 5m. The handle length is locked by lightly twisting the collet nut. A MF588 Clip Handle can be clipped to the MF1076 to give a reach of 7m.



MF588

These handles fit Master Finish Bullfloats, Brooms, Walking Trowels and Fresno Trowels.

The MF588 Clip Handle is 2m long, 3 or 4 of these handles can be clipped together to give a reach of 6 - 8 metres

CC289SR

CC289SR Clip together handle 1.8m for use with Knucklehead Head etc

CC226 Screw together Magnesium handle 1.8m long for use with CC802 Bull Float



CC226

## FITTINGS & PARTS



Wagman BBHSU Bracket assembly

Kraft Knucklehead tilt bracket



Telescopic Handle End Piece MF1076E

Marshalltown BF9 Rock-it Head



Kraft Orbit-er tilt bracket



Telescopic Handle Fitting MF1066FP



**TROWELS**

# **MASTER FINISH**



Brand	Code	Description
Master Finish	101A	Pointed Trowel 365 x 120
Master Finish	103A	Pointed Trowel 365 x 120 Heavy Gauge
Master Finish	109A	Pointed Trowel 355 x 100
Master Finish	191A	Pointed Trowel 405 x 115
Master Finish	192A	Pointed Trowel 450 x 115
Master Finish	193A	Pointed Trowel 500 x 115
Master Finish	165A	Pointed Trowel 600 x 115
Master Finish	121A	Pool Trowel 350 x 100
Master Finish	122A	Pool Trowel 400 x 100
Master Finish	126A	Pool Trowel 555 x 100
Master Finish	121R	Round Trowel 350 x 100
Master Finish	122S	Round Trowel 450 x 100
Master Finish	126S	Round Trowel 555 x 115
Master Finish	122SS	Round/Square Trowel 450 x 100
Master Finish	126SS	Round/Square Trowel 555 x 115
Master Finish	102A	Square Trowel 280 x 120
Master Finish	162A	Square Trowel 280 x 120 Heavy Gauge
Master Finish	181A	Square Trowel 405 x 115



Brand	Code	Description
Marshalltown	MTSP10SD	Pool Trowel 250 x 75
Marshalltown	MTSP12SD	Pool Trowel 300 x 90
Marshalltown	MTSP14SD	Pool Trowel 350 x 100
Marshalltown	MTSP16SD	Pool Trowel 400 x 113
Marshalltown	MTSP205SD	Pool Trowel 500 x 125
Marshalltown	MTMXS64FRD	Round Trowel 350 x 100
Marshalltown	MTMXS66FRD	Round Trowel 400 x 100
Marshalltown	MTMXS81FRD	Round Trowel 450 x 100
Marshalltown	MTMXS20FRD	Round Trowel 500 x 100
Marshalltown	MTMXS66RED	Round/Square Trowel 400 x 100
Marshalltown	MTMXS81RED	Round/Square Trowel 450 x 100
Marshalltown	MTMXS20RED	Round/Square Trowel 500 x 100
Marshalltown	MTMXS1D	Square Trowel 275 x 113
Marshalltown	MTMXS7D	Square Trowel 305 x 127
Marshalltown	MTMXS64D	Square Trowel 350 x 100
Marshalltown	MTMXS66D	Square Trowel 400 x 100
Marshalltown	MTMXS81D	Square Trowel 450 x 100
Marshalltown	MTMXS20D	Square Trowel 500 x 100

## TROWELS



All our Kraft trowels are fitted with Proform handle


**Brand**

Kraft  
Kraft  
Kraft  
Kraft  
Kraft

**Code**

CF435PF  
CF436PF  
CF438PF  
CF439PF  
CF440PF

**Description**

Pool Trowel 250 x 75  
Pool Trowel 300 x 90  
Pool Trowel 400 x 100  
Pool Trowel 450 x 125  
Pool Trowel 500 x 125



Kraft  
Kraft  
Kraft

CF447PF  
CF448PF  
CF449PF

Round Trowel 400 x 100  
Round Trowel 450 x 100  
Round Trowel 500 x 100

Kraft  
Kraft  
Kraft  
Kraft

CF285PF  
CF286PF  
CF287PF  
CC288PF

Round/Square Trowel 400 x 100  
Round/Square Trowel 450 x 100  
Round/Square Trowel 500 x 100  
Round/Square Trowel 500 x 125



Kraft  
Kraft  
Kraft  
Kraft  
Kraft  
Kraft  
Kraft

PL451PF  
PL454PF  
PL468PF  
CF217PF  
CF222PF  
CF227PF  
CF231PF

Square Trowel 275 x 113  
Square Trowel 275 x 113 Gold S/S  
Square Trowel 300 x 125  
Square Trowel 350 x 100  
Square Trowel 400 x 100  
Square Trowel 450 x 100  
Square Trowel 500 x 100



Kraft  
Kraft

HC151PF  
HC443PF

Margin Trowel 127 x 51 c/w soft handle  
Gauging Trowel 178 x 83 c/w soft handle

## GUMBOOTS



### OCSA GUMBOOTS

Probably the worlds lightest gumboots - weighing 0.95kg per pair.

These boots meet the AS/NZS safety standard for workboots and feature a composite safety toe and a slip resistant self cleaning sole. They are waterproof and chemical resistant and are made in the USA

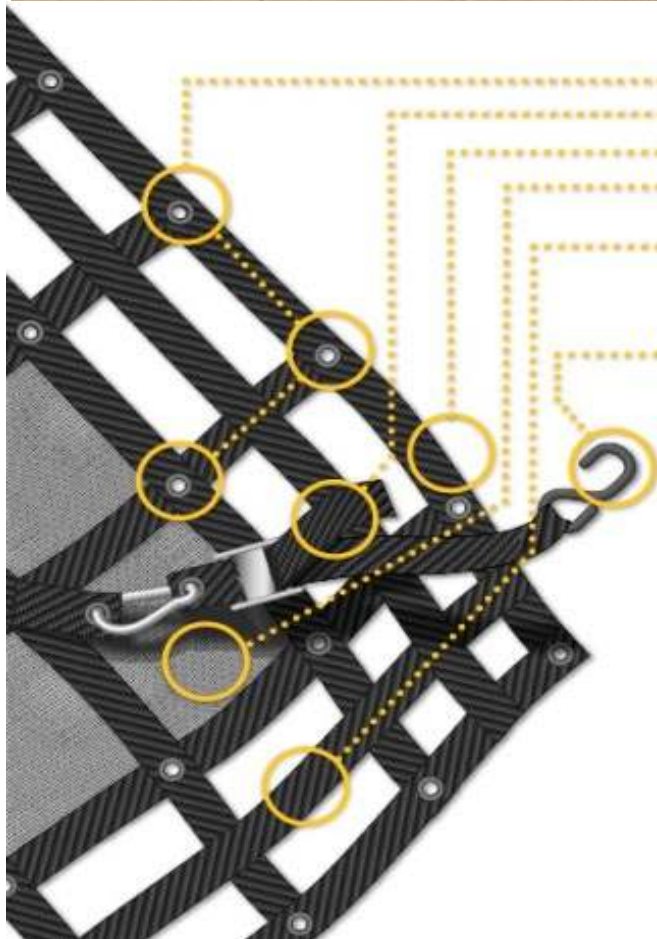
Available in US sizes 8-13





## SAFEGUARD CARGO NETS

**Safeguard your cargo and avoid fines with the SAFEGUARD cargo net**  
Available in a range of sizes to suit Utes, Trucks and Trailors, meets Aust / NZ std






- Multiple eyelet anchor points
- Anti-tangle design
- Triple layered reinforced edge
- Heavy-duty mesh rip-stop fabric  
Safely secures small items
- Heavy-duty UV stabilised webbing
- Nine sizes available, all load rated
- Complete with straps and carry bag
- Coated hook prevents scratching
- Karabiner snaps quickly onto any eyelet
- Buckle is fast to tighten and loosen straps.  
Never needs rethreading.

**STORAGE BAG**

Big zipper in front for easy loading, zipped closure to secure loose items, and handy open pockets.  
Includes: 1 net, 1 bag and minimum of 4 straps



## CONCRETE RAKES

### ALL ALUMINIUM RAKES

Made from lightweight aluminium.

Easy to handle yet rugged concrete placer.

1500mm Aluminium handle with rubber grip

WCR200 520 x 120 blade NO HOOK

WCR200H 520 x 120 blade WITH HOOK

CC944-30 750 x 100 blade NO HOOK



### CC105

Kraft Concrete Placer. Head made of steel  
1500mm handle made of wood

CC105 475 x 100 blade WITH HOOK



Marshalltown MT826  
500 x 100mm Rake Head  
with hook



Concrete Tools CR490  
490x 120mm Rake Head



Concrete Tools CR490H  
490x 120mm Rake Head  
with hook

## SCRAPERS

### SCRAPERS


**WAGMAN**

WSC-514THD

WSC-10HD

Used as walk-behind scraper for general cleanup of miscellaneous debris.

WSC-514THD – T handle with 356mm rigid blade (flexible blade available)

WSC-10HD – Heavy duty chopper with a 250mm rigid blade and a T handle

WSC-10RB - Replacement Blade 250mm

WSC-514HDB - Replacement Blade 350mm

## SCREEDS

Brand	Code	Description	Length
Master Finish	C12L	Clamped Handle	1200mm
Master Finish	C15L	Clamped Handle	1500mm
Master Finish	C18L	Clamped Handle	1800mm
Master Finish	C24L	Clamped Handle	2400mm
Master Finish	C30L	Clamped Handle	3000mm
Master Finish	C36L	Clamped Handle	3600mm
Master Finish	MFLVH	Replacement Handle with Level Bubble	

Clamp on style handle which may be reversed to the working face for a second use. Fitted with end plugs and power coated for ease of clean up.



All screeds  
are fitted with  
**Level Bubble**  
Handles



## SQUEEGEES



**Brand**  
Vero

**Code**  
FS275

**Description**  
Double Rubber 750mm

Concrete Tools LH1500

Wooden Handle 1500mm

## KNEELING BOARDS



MT451

Marshalltown MT451 Kneeling Board 483 x 343mm

## PLASTERERS HAWK



Master Finish MF1039 Plasterers Hawk 330x330mm

Made of light but tough aluminium plate with a screw in plastic handle and sponge hand cushion

## CONCRETE SLIDERS



Kraft CC153 Concrete Sliders (pair) 750 x 250mm

Kraft WL080 Replacement pads (pair)

## TROWEL FILERS

### 200mm TROWEL FILE

Safely keeps trowel edges renewed.

Perfect for  
Cement Masons,  
Brick Masons,  
Sheet Rockers,  
Plasterers,  
Stuccoers,  
and Tilers.

Made of  
high-impact  
engineered  
Polymers

**PREVENTS  
INJURY**



WTF-01

## LEVELS



**L4.7**



**L4.7 Magnum**



**AS2 Magnum**

Type  
Model  
Beam  
Operating Diameter (m)  
Levelling Accuracy  
Compensator Type  
Self Levelling Range  
Warranty  
Alkaline Batteries

Laser  
L4.7  
Invisible  
460  
±1.6mm / 30m  
  
36 Months  
4 x 'C' Size

Laser  
L4.7 Magnum  
Visible  
610  
±1.6mm / 30m  
Wire Hung, Air Dampened  
± 10 arc minutes  
36 Months  
4 x 'C' Size

Single Grade Laser  
AS2 Magnum  
Invisible  
1000  
+/-1.5mm per 30m  
  
36 Months  
4 x 'C' Size

All levels are dust and water resistant  
ALL LEVELS COME COMPLETE WITH TRIPOD AND RECEIVER



These levels are made in the USA by Pro Shot.

The **L4.7** combines the one person operation that lasers are famous for with the superior accuracy and the capabilities of lasers that cost far more. Its 460m diameter range allows you to cover a huge site in a single setup. The auto levelling keeps your crew accurate and on grade all day. The vertical capability allows you to line up along the ground surface.

The **L4.7 Magnum** has a visible beam for indoor setups, a 90 degree plumb beam and vertical capability as well as the increased 610m diameter coverage. You also get a variable rotation speed between 0 and 600 rpm.



The Pro-Shot **AS2 Magnum** laser is an automatic dial in single grade laser. Used for all types of earthworks and drainage. With machine control capability it delivers an unmatched combination of performance and price. The **AS2 Magnum** is a true auto grade laser and not a horizontal laser with manual over ride system. When dialing in a grade eg. 14.74% the laser will self level at that slope on one axis while self leveling the cross axis at the same time. The **AS2 Magnum** also has compound (dual) grade capability and extra rotation speeds for machine control.

Staves available separately.

## PLATE COMPACTORS

Model	Plate Length	Plate Width	Weight	Hitting Power
Easymix 350	535mm	350mm	72kg	10kN

Throttle control fitted to handle bar



Heavy duty powder coated base plate

Crane hook fitted as standard

Genuine Honda GX200 6.5hp Engine with Honda renowned Worldwide Warranty

Travels up to 20metres/min



Can climb a 20degree rise

fold up wheels to aid transportation

Model	Plate Length	Plate Width	Weight	Hitting Power
Easymix 550	550mm	500mm	96kg	21kN

Crane hook fitted as standard

Throttle control fitted to handle bar

Genuine Honda GX200 6.5hp Engine with Honda renowned Worldwide Warranty

Travels up to 20metres/min



Can climb a 20degree rise

Four handles for lifting onto the vehicle or tying it down

Almost unheard of 21kN hitting power



## PLATE COMPACTORS

### Enar ZEN20CGH

Innovative folding handle with a positive lock/unlock mechanism so that it won't come loose while you are using it.

Folds away to only 531mm(h) x 809mm(l) x 430mm(w) to fit easily in your vehicle or trailer

Genuine Honda Gx160 5.5hp 4 stroke engine with Hondas Worldwide Warranty




Solid frame to protect the engine which can also be used for lifting

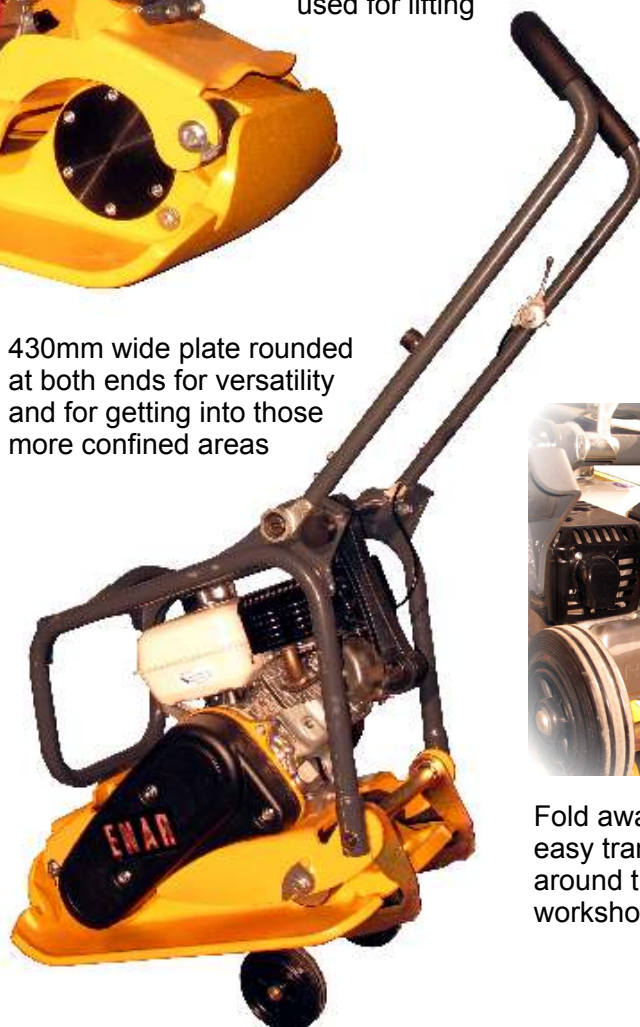
Solid 91kg plate compactor with 20kN (2 tonne) of hitting power for real compaction while travelling 24-26m/min

430mm wide plate rounded at both ends for versatility and for getting into those more confined areas

Easily accessed belt guard



Fold away wheels for easy transportation around the job site or workshop.



**TROWELLING MACHINES**

# MASTER FINISH

Model	Ring Dia	Weight
MFH343	900mm	70kg
MFH402	1040mm	72kg

## CONCRETE TROWELLING MACHINES



Master Finish  
MFH343

### FEATURES

- \* Sealed Base - robust sealed base and tilting mechanism minimises maintenance costs
- \* Balance - low centre of gravity ensures stability and balance for better finishing, reduced operator fatigue and backache.
- \* Adjustable Handles - wide handles with adjustable height ensure operator comfort and ease of control.
- \* Safety - runaway prevention switch, plus vee belt - clutch guard and blade guard.

### FEATURES

- \* Heavy Duty - durable finish for quick cleanup and lasting good looks
- \* Finger tip blade tilting mechanism control.
- \* Ease of control with blade tilt, throttle and cutout switch mounted on handlebar stem.
- \* Honda GX200 6.0 hp engine
- \* Comes with crane hook as standard

## TROWELLING MACHINES

### Master Finish Power Trowels - Premium Range

Master Finish power trowels are designed, engineered and built for a competitive edge. Field tested and proven dependable under the toughest conditions. Master Finish power trowels are available in a variety of models, sizes and power choices to suit every situation. Designed and built to exacting tolerances with precision machining makes the performance difference.

- Precision engineered, heavy-duty gearboxes have up to one year warranty.
- Spider plate assembly is precision machined for total balance compensation and exacting tolerances.
- Sturdy, chromed steel handle provides greater leverage and ease of control.
- Close proximity of all three basic operating controls provides the utmost in operating safety and convenience.
- Wide variety of finish, combination clip-on float blades or float pans.

**MASTER  
FINISH**

MFH424 Edging machine  
with folding handle


**MASTER  
FINISH**

MFH436  
Power Trowel


**MASTER  
FINISH**

MFH446  
Power Trowel



Model	Size	Standard Engine	Finishing Blades	Combination Blades	Floating Blades	Pan Float	Weight
MFH424 Edger	24" (600mm)	Honda GX200		T600FB		T600P	123lbs (56kg)
MFH436	34" (850mm)	Honda GX200	WX614F WX614BXL	WX8140	WX1014FO	T900P	170lbs (77kg)
MFH446	46" (1200mm)	Honda GX270	WX618F WX618BXL	WX8180	WX1018HD	WFP46M4	255lbs (116kg)



## TROWELLING MACHINES

### 4-90HD

This machine has the same Honda GX160 5.5hp and comes with the same gearbox fitted as the larger 4-120 machine, it also has the stronger chromed guard ring. This makes it particularly suitable for use with pan floats.

### 4-120

The 4-120 comes standard with a Honda GX270 9hp motor, heavy duty gearbox for panning and centred crane hook. Like all Barikell products this machine is well engineered to give you smooth trouble free trowelling.

- \* Chrome Finish: For quick clean up and lasting looks.
- \* Centrifugal Clutch
- \* Lifting Eyes.
- \* Robust Gearbox with 1 year warranty.
- \* Genuine Honda
- \* Pan Float Capable.
- \* Adjustable blade arms

**BARIKELL**



4-90HD



4-120

Model	Motor	Ring Dia	Weight
4-90HD	Honda 5.5hp	950mm	75kg
4-120	Honda 9hp	1200mm	99kg

## PAN FLOATS

Pan floats help achieve flatter floors and increase production. They allow the operator to wait longer before getting on the slab.

Our pan floats have dual rotation Z clips so they can be used both ways and are suitable for both non-overlapping ride-on machines and walk behind machines. The safety latch model allows the pan to attach more securely to the blade, critical for situations when your Ride-on trowelling machine is being craned onto a slab.


Each pan is constructed from high performance float steel to provide for consistent wear for maximum performance and longer life.

Available Pan Floats:

Code	Description
T600P	600mm Pan for 24" machines
T750P	750mm Pan for 30" machines
T900P	900mm Pan for 36" machines Z clip for 4 blade machines
WFP46M4	1200mm Pan for 46" machines Z clip for 4 blade machines
WFF46M5	1200mm Pan for 46" machines Z clip for 5 blade machines
S1200M5	1200mm Pan for 46" machines Safety Latch for 5 blade machines.



Above: The safety latch pin more securely attaches the trowel blade to the float pan



## TROWELLING MACHINE BLADES

Finishing Blades - These blades are manufactured from hardened and tempered carbon steel and are used where a finer finish is required on the concrete, for example warehouse floors. The blades are reversible so that when the edge is worn they may be turned around for a second use.




D34-3  
Four holes & Round corners



WX614F  
Three Holes & Square corners



WED614F  
Clip on Blades



D40-2  
Three Holes & Round corners



WX618F  
Six holes & Square corners

### D34-3

Use on Master Finish MFH343 machines.  
Fit using 3/8" BSW bolts  
Blade Size - 324mm x 152mm  
Packed 1 set / 4 per bundle

### WX614F, WX614BXL & D36-2P

Use on Flextool, Whiteman, Bartell etc machines.  
Fit using 5/16" UNC bolts  
Blade Size - 355mm x 152mm  
Packed 1 set / 4 per bundle

### WED614BXL

Use on Edco machines.  
Blade clip onto spring loaded holder  
Blade Size - 355mm x 150mm  
Packed 1 set / 4 per bundle

### D40-2

Use on Master Finish MFH402 machines.  
Fit using 3/8" BSW bolts  
Blade Size - 375mm x 152mm  
Packed 1 set / 4 per bundle

### WX618F, WX618BXL & D46-2P

Use on Flextool, Whiteman, Bartell etc machines.  
Fit using 5/16" UNC bolts  
Blade Size - 455mm x 152mm  
Packed 1 set / 4 per bundle


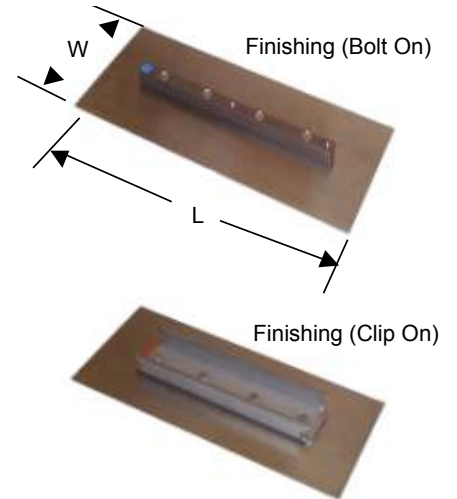


**TROWELLING MACHINE BLADE SIZES**

Floating WX1014FO	350	250	These Blades Slip Over Finish Blades
Floating WX1018HD	450	250	
Floating 4150	360	250	
Floating 4160	460	250	
Pan 24	Diameter Approximately 600mm		
Barikell 4120 Pan	969mm outer diameter, 930mm ID		
Master Finish T900 Pan			
Wagman WFP36M4	955mm outer diameter, 920mm ID		
Pan FT36	Diameter Approximately 900mm		
Pan 48/4	Diameter Approx 1200mm - 4 bladed machines		
Pan 48/5	Diameter Approx 1200mm - 5 bladed machines		

\* Indicates Metric Thread

\*\* Blades for Barikell Ride On's, use 10mm bolts



ASK about our **NEW**  
**Premium Blades**  
 For Whiteman, Allen, Flextool  
 Stow, Multiquip, Wacker, Belle  
 Master Finish, Barikell, Rhinotuff  
 Machine

## VIBRATORS

### PORTABLE AND POWERFUL

The AVMU vibrator combines two important characteristics, it's lightweight and powerful, the 2.3kW (3hp) motor unit weighs 5kg and can compact up to 35m<sup>3</sup>/h of concrete. The vibrator has a shoulder strap for easy handling and transport. It gives excellent results both on site and on pre-fabricated floors.

### ROBUST AND RELIABLE

The AVMU vibrator has been overdimensioned so that it can withstand the harshest working conditions, difficult access and intensive vibration over a long period. The design of the motor with its double insulation guarantees the maximum security for the operator. Its exterior shock resistant housing makes it very resistant to impact.



AVMU Drive Unit

#### Shafts for AVMU

Code	Model	Length	Weight	To fit
297300	TAXE2	2m	4kg	AX25, 32
297100	TAXE4	4m	6kg	AX25, 32
297700	TAX2	2m	4kg	AX40,48,58
297600	TAX3	3m	5kg	AX40,48,58
297500	TAX4	4m	6kg	AX40,48,58
297400	TAX5	5m	7kg	AX40,48,58



### Dingo Drive

Handles designed to protect the motor perimeter against knocks.  
 Power cable reinforcing at the motor outlet.  
 The housing has 5 times greater resistance than required by EU regulations.  
 Three handles around the motor body and another handle on the rear for upright jobs.  
 Easily removable and adjustable belt for comfort.  
 Foam and grating filter on air intake.  
 Watertight switch which is also protected from knocks by the rear handle.  
 Available with a 2,3,4, or 5 metre flexible shaft  
 Anti abrasion hose with integrated mesh reinforcement and interior strapping



Dingo Drive Unit

#### Shafts for Dingos

Code	Model	Length	Weight	To fit
296321	TDXE4	2m	4kg	AX25,32
296341	TDXE4	4m	6kg	AX25,32
296320	TDX2	2m	4kg	AX40,48,58
296330	TDX3	3m	5kg	AX40,48,58
296340	TDX4	4m	6kg	AX40,48,58
296350	TDX5	5m	7kg	AX40,48,58



#### Heads for both AVMU & Dingo

#### HEAD CHARACTERISTICS


CODE	MODEL	DIAMETER (mm)	LENGTH (mm)	WEIGHT (kg)	VIBRATIONS per MIN	CAPACITY (m <sup>3</sup> /h)
295300	AX25	25	300	0.80	14,000	up to 10
295500	AX32	32	365	1.50	13,750	up to 14
295100	AX40	40	345	2.10	13,500	up to 17
295000	AX48	48	370	3.60	13,000	up to 28
295200	AX58	58	410	5.50	12,500	up to 35

Please note that 25mm vibrators are not made for slab work, they are designed for block in-fill and similar applications

## PETROL VIBRATORS

**MASTER FINISH HANDYVIBE HV44**

Powered by a Honda 35cc four stroke motor with a 44mm vibrator head the HandyVibe makes vibrating concrete simple and convenient. No leads dragging in the concrete! The rubber shaft has a full length spring to help reduce sag. Honda's ultra reliable 4 stroke engine eliminates the need to mix fuel on site and is backed up by a 3 year worldwide warranty

**MASTER  
FINISH**



## HIGH FREQUENCY VIBRATORS

# SPYDERPRO

### HIGH FREQUENCY VIBRATOR

A portable electric vibrator with the power and performance of a heavy duty vibrator but without the cumbersome drive unit. many features inc

- \*completely watertight converter box
- \*Equipment protection level IP67
- \*5M hose of 40mm diameter that has anti abrasion protection and integrated mesh reinforcement
- \*Protection at converter inlet against abrupt fluctuations in voltage
- \*15M of cable give the unit a high level of autonomy
- \*Protection against short circuit between phases
- \*Head sizes of 38, 50, 58 and 65mm dia available.



## HEAVY DUTY VIBRATORS



### Enar heavy duty concrete vibrators.

The pendulum vibrators can efficiently compact up to 25 m<sup>3</sup>/h. of concrete. Enar's pendulum system yields 12.000 v.p.m. from a shaft rotation frequency of just 3000 r.p.m. The final result is the optimal compaction of the concrete and a reduction in the effort required and production costs.

Model	Head	Shaft
TNR6-25	25mm	6m
TNR6-38	38mm	6m
TNR6-48	48mm	6m
TNR6-58	58mm	6m



### KS1620 Honda GX200 petrol drive unit

This drive unit is spring mounted to isolate any vibration. The base is dished to aid mobility and the coupling has a quick connection for fast changing of flexishafts.

These vibrators are interchangeable with other commonly used petrol or electric 3 tooth drive units

## SAWS



### Makita Power Cutters

- \* Decompression valve for easy starting.
- \* 5-Stage unique air filter system.
- \* Optimum vibration damping system for reduced fatigue
- \* Simple belt-tensioning system.
- \* Computer controlled ignition.
- \* Single on/off choke lever.
- \* Toolless removal of air filter cover.
- \* Blade can be quickly mounted centrally or laterally.
- \* Variable guard adjustment.

*Standard: Cutting Disc, Tool Set, Owners manual.*  
*Optional: Water feed attachment, Diamond Blade, Walk Behind Trolley*

### DPC7331 Petrol Power Cutter

4.2kW



\* **14" (350mm)** power cutter designed for continuous heavy duty use. Perfectly balanced and only weighs 10kg.


### DPC8112 Petrol Power Cutter

4.5kW



\* **16" (400mm)** power cutter designed for continuous heavy duty use. Perfectly balanced and only weighs 10.9kg.

## SAWS BLADES



We carry a wide range of Diamond blades for Floor Saws and Hand Saws of all types and sizes. For more information don't hesitate to contact us if we don't have what you require in the Pricelist

Pro H10	350mm	Hand/Floor Saw	Mature concrete - G/P - Professional Grade
Pro H10	400mm	Hand/Floor Saw	Mature concrete - G/P - Professional Grade
FSL-G4	350mm	Hand/Floor Saw	Fast, expansion cuts in green concrete
BSBL	350mm	Table Saw	Concrete pavers, clay bricks & G/P
HSF1 TOP	350mm	Hand Saw	Fast cutting for Hard Concrete
BS10	350mm	Hand/Floor Saw	Mature Concrete - G/P - Contractor Grade

## CUP GRINDERS

	Grinding Speed	Finish	Suitable
<b>Single Row</b>	Very Aggressive	Rough & Grooves	Concrete, G/P, Light Glue & Paint
<b>Turbo Spiral</b>	Aggressive	Smooth	Concrete, G/P, Light Glue & Paint
<b>Double Row</b>	Long Life	Medium	Concrete, G/P
<b>Turbo Monsta</b>	Rip Grinding	Medium - Rough	Paint, Glue, Floor Preparation
<b>Cosmo Fine</b>	Fast	Coarse - Fine	Concrete, Granite, Stone

Cup Grinders are available in the following sizes:

- 100mm
- 125mm
- 180mm

The unique WM shape segments enhance the speed of grinding, improve cooling & dust extraction as well as reducing the glazing effect on hard materials. A special bond and titanium coated diamonds contribute to significant increases in lifetime, allow a wider window of operation and tolerate a variety of materials. A high quality metal body gives even plate wear & enhance dust extraction.

## VIBRATING SCREES - SINGLE BEAM

<b>Brand</b>	Enar
<b>Model</b>	Tornado
<b>Engine</b>	Honda 4 Stroke
<b>Power</b>	25cc
<b>Handles</b>	Adjustable Angle, Anti Vibration
<b>Weight</b>	20kg
<b>Beam Length</b>	1.5m / 3M

Drive Unit and Beams  
sold separately



These single beam screeds with twin handles provide for total operator control and handling during the concrete levelling process. The hardened extruded aluminium blades level and smooth the concrete to provide an aggregate free finish. The anti-vibrating systems reduce handle vibration to enhance operator comfort.

### TAKE YOUR BACK OUT OF SCREEDING

#### 1. Place Concrete

Using rakes place the concrete as uniformly as possible.

#### 2. Levelling Pads

Establish 4 level pads at the same distance as the blade width.

#### 3. Connect Pads

Join the level pads down each side using your single beam screed.

#### 4. Screeding

With the help of 1 or 2 rakers to remove or add concrete as required screed the section of concrete using the pads created above to keep your Single Beam Screed level.

### LABOUR SAVING

### LIGHT & EASY TO HANDLE


### THE BLADE CUTS & SMOOTHS CONCRETE

### 4 STROKE HONDA

### TWIN HANDLES FOR TOTAL OPERATOR CONTROL



## VIBRATING SCREES - SINGLE BEAM



Genuine Honda  
GX35 Engine

**Brand** Enar  
**Code** 591710  
**Model** Hurricane  
**Engine** Honda 4 Stroke  
**Power** 35cc  
**Handles** Adjustable Angle, Anti Vibration  
**Weight** 20kg  
**Beam Lengths** 4m 5m



Drive Unit and Beams  
sold separately



Cross section of Hurricane Beam

Symmetrical screed beam that doubles the useful life by rotating it  
Beam and drive can be simply separated for ease of transport  
Folding handle that reduces the drive size by 50% for ease of transporting  
Adjustable vibration by altering the eccentric weights on the vibration unit  
Engine mounted high to reduce cleaning  
Multi point, adjustable acceleration  
Transmission system with centrifugal clutch

## VIBRATING SCREES - DOUBLE BEAM

**Model**  
Engine  
Power  
Frequency  
Weight

**QGH**  
Honda 4 Stroke  
2.85kW  
7000 vib/min  
55kg

**Model**  
Engine  
Power  
Frequency  
Weight


**QPM**  
Single phase Electric  
1.1kW  
6000 vib/min  
56kg

### Aluminium Beam

Length 2.6 to 4.5m  
Weight 30kg

### Steel Beam

Beam Length 3.5 to 6m  
Weight 66kg



QPM Electric  
Drive Unit

QGH Petrol  
Drive Unit

Aluminium beam pictured

**Enar Extendible Vibrating Screed**

By design the Enar extendible vibrating screed can be adapted to large and small surfaces. Two profile lengths are available, 2.5m extending to 4.5m made from aluminium and 3.5m extending to 6m made from steel. Easy connection clamps allow you to adjust the vibrating unit to the beams.

# MANIPAV M-2000 Laser screed




*Manipav M-2000 folded for transportation*

The Manipav 2000 (470kg) is constructed for use on well spaced reinforced mesh. As standard the machine is equipped with six wheels and has an option of four extra wheels that can be fitted to the front to spread the load. The Manipav 2000 can work about 250 square metres of concrete per hour and is well suit to working on raised decks.

The Manipav screed is a new concept for the flooring contractors and an alternative to both larger and smaller laser screeding machines on the market today. Thanks to the auger attached in front of the vibrating beam, it has the same qualities and capacity as a larger laser screed. The small physical size gives it the advantage of being easy to operate, maintain and to get on to the jobsite. It is easy to transport and you can set it up within 20 minutes from unloading.

You drive the Manipav 2000 in the concrete during the pouring and thanks to the auger, the excess concrete is screeded off, thereby achieving a higher degree of accuracy resulting in flatter floors. This saves in labour costs as well as eliminating extra machinery which you would otherwise need.



*Manipav M-2000 ready for action fitted with extra optional wheels*



*The screed head is fitted with both an auger and vibrator*

*The simple well laid out dash has the controls for the vibrator, auger, electrics and laser*



## KERBING MACHINES



**Arrow 110 Concrete Garden Edger** is a small landscaping machine for domestic and commercial garden use. The materials used in the concrete mix are normally coarse sand and cement and are not considered suitable for structural kerbing.

**Arrow 450 The Carparker** is a mid sized extruder specially designed for use in carparks or where structural kerbing is required in confined spaces or where tight radius work is required. Arrow 450 can form radii as tight as 1.4metres and can form shapes from 150mm to 450mm wide. This machine is available only in a manual



**Arrow 770 The Kerbmaker** is the world's most versatile extruder and the same power unit can form sections from 150mm to 1220mm wide. Its simple 12volt automatic control system makes the automatic version one of the most accurate machines. A small crew can achieve production rates of 600metres per day comfortably. Arrow 770 has been the workhorse of the construction industry in Australia and New Zealand for some 30years and has been exported to more than 40 countries.



# ARROW

## ARROW MACHINERY




**PUMP**

# **MASTER FINISH** KS212 Flexidrive Trash Pump

## 50mm outlet

Self priming direct drive submersible trash pump for Construction, mining, farming, aquaculture and the manufacturing industry.

- \* Pumps up to 64000l/hr @ 16.5metre head
- \* Will pump up to 28mm solids
- \* Stainless Steel Impeller for extra life
- \* Standard 3 tooth dog drive for use with all common drive units
- \* Built in lifting eyes to prevent shaft damage
- \* Sliding coil spring for additional shaft protection
- \* Six metre flexible shaft



Interchangeable with other commonly used brands with 3 tooth dog drives



Masterfinish KS1620  
Honda Drive Unit



# **EPH1000X - 1" High Pressure 4 Stroke Water Pump**

- \* High Pressure pump with 33cc 4 Stroke OHV engine
- \* Low emissions and noise levels
- \* Flat stable foot plate - convenient carry handle.
- \* Delivers 130 litres per minute via 1" hose.
- \* 45m total head - 148ft/64psi
- \* Suction and delivery hoses 25mm diameter




Standard: 8m delivery hose, 3m suction hose, filter and spray nozzle

**SPRAYERS - MANUAL PUMP**


The Way To Spray, Since 1884

## Pro Series SP-61800 Sprayer

The Pro Series back pack sprayer has 15.1 litres of capacity safely housed in High Density Polyethylene HDPE and a large pump for pressurising quickly with less pumping. It has a 3 stage filter system inc strainer in basket, filter in piston cylinder and filter in shut-off. The SP-61800 has padded shoulder straps for comfort and an adjustable pump handle to suit both left and right handed operators and an easy to operate spray handle with continuous spray feature; multi-use nozzle tips included. It is equipped with Viton seals in necessary key areas.



Comfortable handgrip with constant flow feature

Brass multi-use spray nozzle



Form-oil

Sturdy base for free standing without tipping over

**SPRAYERS - ELECTRIC**


### PROBACK 12V rechargeable sprayer ESR-16A

The rechargeable battery is built into the unit - simply plug in to recharge. The sprayer comes with a powerful mini diaphragm pump which creates high pressure but is compact and light weight. it features a pressure protection switch to prevent over pressurization. Unit has comfortable back carry straps. Tripple screens prevent foreign matter from clogging the nozzle. Extra large opening to prevent spills when filling. Comes with an extendable stainless steel wand and 2 nozzles. Unit comes with 1 x 240volt charger, 1.5M of hose and wand etc

Specs:

Tank Capacity:	16 litres
Battery:	12V 8.0AMP
Charger:	240V 50HZ
Flow Rate:	2.6L/Min
Max pressure:	70psi
Weight (empty):	5.5Kg

**SPRAYERS**



# The Way To Spray, Since 1884

**Sprays up to 30 - 35% Solids**

## Industrial Innovation & Quality

**The sprayers that set the standard in the industry.**

Chosen by more professionals, Chapin Industrial Sprayers are designed with the help of chemical manufacturers and construction professionals, specifically with your applications in mind.

## Industrial Grade...

Others may simply repackage consumer quality, home owner products as "Industrial Grade" and expect the construction professional to not see the difference. Chapin is committed to providing the best value and highest quality products to the professional contractor.



Female brass fan nozzle



Ergo Handle



Crush resistant brass wand



Wide mouth opening for easy filling




Tri-poxy coated metal for superior corrosion protection


In-tank filters



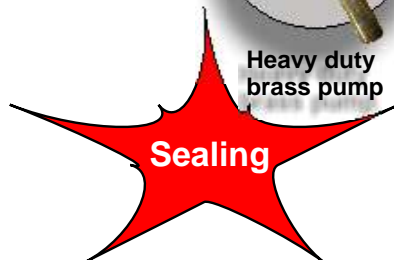
Heavy duty brass pump



Holster for nozzles and extensions



**Form-oil**



**Sealing**



**Curing**

Exclusive Tri-Poxy® coating is permanent and elastic  
Even crushed cans are protected from rust and corrosion

**innovating for the future**



## ADDITIVES - CONCRETE SEALERS

### CTI Concrete Sealer

A clear modified acrylic resin in solvent to seal decorative, coloured concretes and exposed aggregate that are in high wear situations. This will provide a low wear film which will protect the substrate from ingress of dirt and grime and gives a washable repairable finish. The gloss level is dependent on the number of coats. CTI Sealer is available in Gloss or Matt finishes

Apply a minimum of two coats at a rate of 5-8 sq m per litre and add additional coats as is necessary. An anti-slip may be added to provide a better grip in adverse conditions

### CTI Modacryl Water Based Sealer

A water based highly modified acrylic dispersion with a slight solvent odour that is suitable for high traffic areas both indoors and outdoors but is not suitable for areas with vehicular traffic. It produces a natural finish on concrete surfaces with a semi gloss sheen.

### CTI Natural Sealer

A Siloxane Silicone solution for areas of concrete or tiles which are either very porous or of low porosity high performance. For use where control of dirt pickup is brought about by impregnation into the pores of the concrete and has excellent non skid properties.

Can be used as a first coat on concrete especially compacted higher density types) after treating with acid etch or diamond grind to remove laitence.

### CTI Penetrating Sealer

An acrylic penetrating sealer for areas of concrete or tiles which are either porous or of low porosity high performance. Also used to increase the adhesive qualities of further topcoats due to its good penetrating values. It can be used as a first coat on concrete.

### CTI Same Day Sealer

Used as a barrier for concrete surfaces prior to full curing it provides excellent temporary protection or as a preventative for efflorescence control on new concrete surfaces.


Developed exclusively for use with stencilled concrete for temporary protection.

Use a 6-10mm nap roller to apply a light even coat over the surface without ponding.

The surface must be recoated within 10-14 days with any of the CTI Sealers which are compatible both in hardness and flexibility.

### CTI Winter Sealer

A clear modified Acrylic resin in solvent to seal decorative, coloured and plain concretes and exposed aggregate where faster than normal drying times are required. This will provide a low wear film which will protect substrate from ingress of dirt and grime and gives a washable repairable finish. The gloss level is dependent on the number of coats. Apply a minimum of two coats. Additional coats may be added as required to provide better performance. A non-skid additive will provide better grip under adverse conditions.



## ADDITIVES - CONCRETE CLEANING



**CRETE WASH** is a unique liquid that has the ability to remove dry, hardened concrete from almost any surface. CRETE WASH has the unique advantage of being biodegradable and equipment friendly. It will not harm chrome, electrical systems, paint, rubber and most other surfaces when it is used according to direction

## ADDITIVES - CURING COMPOUNDS



**SIKA Antisol** - Improves concrete quality by preventing water evaporation during the first few days. Coverage rate 5-7m per litre

2

## ADDITIVES - EVAPORATIVE RETARDERS



**PINZ Retarder** - is used to produce decorative and non slip exposed aggregate finishes to insitu and precast concrete. Areas of use include paths, driveways, swimming pool surrounds etc. Coverage 5m per litre

PINZ RED - for upto 20 MPA concrete.  
PINZ GREEN - for over 20 MPA concrete.

**SIKA Rugasol C** - For creating a decorative, exposed aggregate finish on concrete. Coverage 3-5m per litre (for a depth of 3-6mm etch)

**SikaFilm** - Evaporation retardant and finishing aid for a high quality concrete finish. Coverage when dilute 1 part SikaFilm to 8 parts water 45-90m per litre

## ADDITIVES - FRAMEWORK RELEASE AGENTS



**Eco Coat** - is a chemical release agent designed for protecting your valuable equipment. When applied to machinery or equipment it dries without leaving a greasy residue that concrete won't bind to making cleaning easy.

**CTI ECO COAT** can be used to keep concrete, asphalt and sludge from sticking to tools and equipment as well as a form release agent. Spray it on walls and iron roofs to stop salt build up and corrosion, will need to be applied regularly, and anything else you don't want anything to stick to.

It can be used as a liquid mask, spray it onto any surface next to where the concrete will be poured and the fresh concrete will not stick. **CTI ECO COAT** won't mark or stain.

2

**SIKA Formol & Separol WB230** - Enables fast, easy release of formwork, shutters and boxing. Coverage on Timber 19m per litre, Coverage on Steel 30m per litre. Separol is waterbased.